



How to...



Make a stick insect from twigs


Build your own funky bug from twigs and tissue paper.

Insect Week runs from 22 to 28 June. The event is organised by the Royal Entomological Society (entomology is the study of insects). It celebrates everything about insects, which help to pollinate the crops that feed people and animals and support a healthy environment. Ask an adult to go to the Insect Week website to find out about events and download free resources and activities.

To mark Insect Week, try crafting a beautiful bug. You'll need to gather materials outdoors but ask an adult before you pick up twigs. Thick sticks may need to be cut with secateurs (a garden tool) and you can smooth rough ends with sandpaper. Bugs can be any size and you could use other materials, like cardboard tubes or crumpled paper for bodies, and pipe cleaners or paper straws for legs – get creative! Wrap wool around the head and at the ends of the antennae to give your insect extra colour and texture. It will help to secure the antennae too.

What you need


- Small sticks of different sizes
- Scissors
- Masking tape
- Paint
- Paintbrushes
- Tissue paper
- Glue
- Wool or string



1 Use a stick 10–12cm long for the body and three thin twigs for legs. Trim away uneven bits from the sides.




2 Bend the legs in the middle, then wrap with tape. Don't worry if they snap, just cover the joint with tape.



3 Bend the legs again, halfway along each side, then cover any snaps with more tape if you need to.



4 Paint the body and legs. Two coats will make the colours brighter (leave to dry in between) and you could paint spots or stripes. Leave to dry.



5 Hold the legs together and tape around the middle. Roll up two tiny pieces of tissue paper with glue for eyes. Cut a 30cm piece of wool.



6 Glue on eyes and thin twigs for antennae. For wings, tape bendy twigs into loops and glue on tissue paper. Tie legs and wings on with wool.

CHARLOTTE STOWELL - ADOBE STOCK - REX SHUTTERSTOCK

Head to theweekjunior.co.uk/activityhub for more crafts and recipes.

