



How to...

Draw Harry Potter's Patronus


To mark the 20th anniversary of *Harry Potter and the Prisoner of Azkaban*, *The Week Junior* has asked Levi Pinfold – the illustrator of the new House Editions of the book – how to draw Harry's Patronus, which is a stag. A Patronus is a wizard's protector and guardian against Dementors. It usually takes the form of an animal.




1. Dive in head first. Start with the head in the top corner.




2. Draw a furry neck.




3. Now for the body – it's shaped like a big fat sausage.




4. The tops of the legs.




5. Finish off the legs. Animal legs are hard to get right so just keep trying.




6. It needs four legs, for running full-tilt towards Dementors, of course.




7. Now for the ground and a light shadow.



8. Add curly horns, for Dementor butting. Go to town on the curliness.



9. Try some wispy tendrils of magic smoke to add atmosphere.



10. Fill in some further detail... and there you have it.

Win lots of amazing Harry Potter prizes

The Week Junior is delighted to be joining forces with Bloomsbury – the home of *Harry Potter* books – to challenge you to draw your own Patronus on a postcard.

All you have to do is draw your chosen animal (it doesn't have to be the stag), and tell us what it is and why you've chosen it. Your entry must reach us no later than 27 June 2019. There are some amazing prizes for



you and your school to win, including tickets to the Warner Bros Making of *Harry Potter* tour and *Harry Potter* books. The judges include artist Levi

Pinfold and Anna Bassi, editor-in-chief of *The Week Junior*. To download the entry form, and for more information on the terms and conditions, visit: theweekjunior.co.uk/patronus