

How to...



Draw a wacky invention

Hello, my name's Olaf Falafel. I'm a dad, a stand-up comedian and the author and illustrator of the *Trixie Pickle Art Avenger* books. Every month I show you how to create art based on the works of a famous artist. Plus, I tell you a really bad joke, like this: Where do you find giant snails? At the end of giants' fingers!

William Heath Robinson was an illustrator and artist who lived and worked in Victorian England. He was famous for being eccentric, meaning he was considered a bit strange by many people. Heath Robinson specialised in drawing silly machines that didn't really work, and they became known as "Heath Robinson contraptions". These crazy inventions had lots of twists and turns and were usually over-complicated solutions to very minor problems.


I'm going to design a contraption to help me throw used tea bags in the bin. Try creating your own machine, but be sure to include: pulleys, candles, rope, cogs, balloons, weights, levers and switches. Have fun and go a bit mad!

What you need

- Two sheets of white paper
- A fine liner pen
- A pencil
- A used teabag
- A hairdryer




A Heath Robinson picture (left) and Olaf's version.




1 Gather all your equipment together and then enjoy a nice cup of tea, but set your wet teabag to the side on a dish.



2 Make sure your teabag has cooled and pick it up. If it's very drippy, give it a tiny squeeze. Wipe the bag over the paper to turn it brown.



3 Use a hairdryer to dry the paper quicker. Don't let the hairdryer touch the paper, and wave it around so no part of the paper gets too hot.



4 Sketch out your invention on the other sheet of paper. You can try a few designs until you're happy with it.



5 Use a fine black pen to copy your invention onto your "old" paper. Try using hatching (closely drawn lines) to shade parts of the picture.



6 Add in directional arrows to show how your wacky machine works, and don't forget to sign your picture.

Head to theweekjunior.co.uk/activityhub for more crafts and recipes.



SCAN ME

20 January 2024 • The Week Junior

25