

2

Make a trick that works a treat

Fold a paper banger to scare your friends.

What you need

- A piece of A4 paper


How does it work?

Your paper banger should make a loud crack. It creates a shockwave in the air as the central folded flap turns inside-out. This compressed sound wave is the bang you hear when it hits your ears. The harder you snap it, the bigger the sound. Don't worry if your banger isn't very good at first – as the folds get floppier, the sound gets louder.

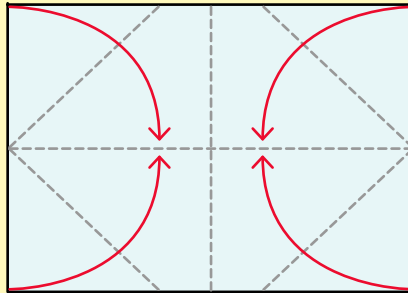


TOP TIP!

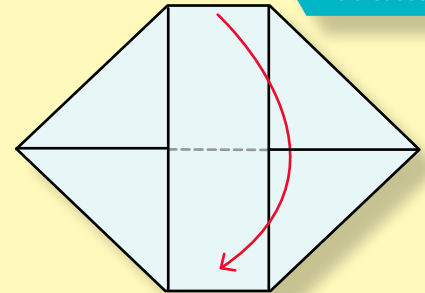
Make your folds really sharp by running your fingernail along the creases.



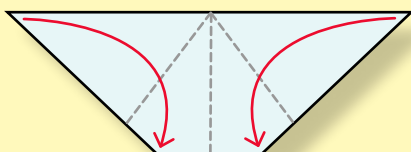
- 1** Fold your piece of paper in half along the long side, then in half again. Unfold and flatten.



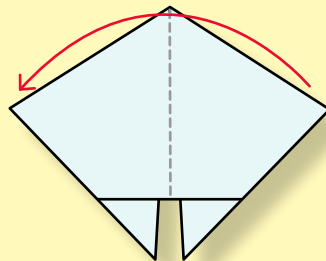
- 2** Next, fold each corner of the paper so that it meets along the central fold line.




- 3** Fold the paper in half lengthwise, bringing the top half down to match the bottom half.



- 4** Turn the top left and right-hand corners of the paper downwards so that they almost meet along the centre line.



- 5** Flip the paper over and fold down the middle so bring the left side over to the right. You can decorate your banger to make it look super scary.



- 6** To make it work, hold the corner, raise it above your head and snap your arm down quickly. The inside flap will pop out and make a loud bang.